

## Overview of Secondary Transition in Department of Juvenile Justice (DJJ) Programs

Carla Greene, M.S. – FDOE and Project 10  
DJJ Liaison

This training was developed by the Project 10: Transition Education Network, a special project funded by the Florida Department of Education, Division of Public Schools, Bureau of Exceptional Education and Student Services, through federal assistance under the Individuals with Disabilities Education Act (IDEA), Part B.

---

---

---

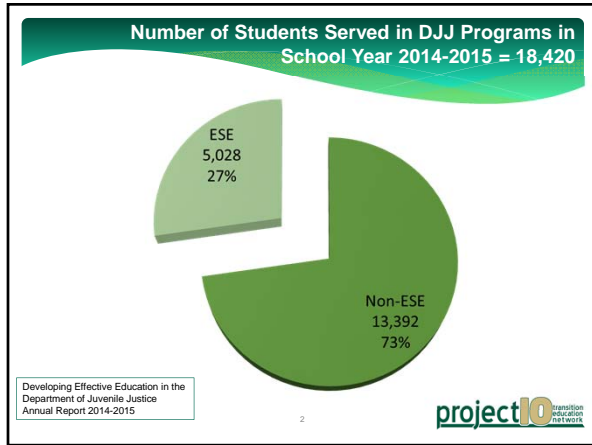
---

---

---

---

---



---

---

---

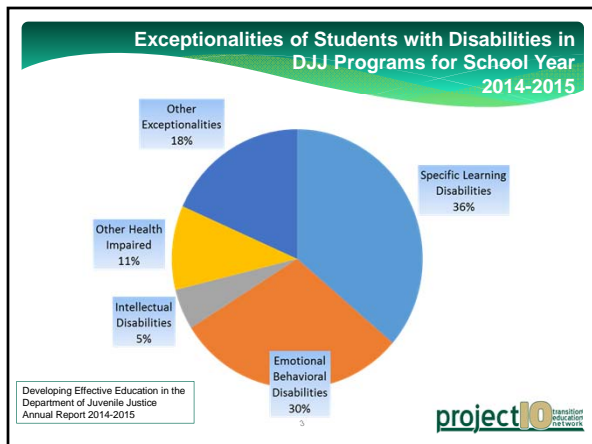
---

---

---

---

---



---

---

---

---

---

---


---

---

**Dear Colleague Letter on the Individuals with Disabilities Education Act (IDEA)- FAPE in Least Restrictive Environment**

School districts must comply with all applicable IDEA secondary transition requirements to facilitate eligible students' movement from secondary education in the correctional facility to appropriate post-school activities.

<https://www2.ed.gov/policy/gen/guid/correctional-education/idea-letter.pdf>

4 

---

---

---

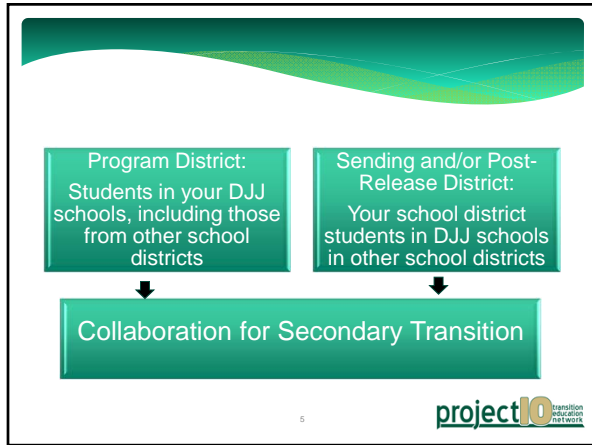
---

---

---

---

---




---

---

---

---

---

---


---


---

**Best Practices for Sending and/or Post-Release District**

**Collaborate with DJJ schools to ensure a more seamless transition in the provision of ESE Services.**

Section 1003.52(9), Florida Statute (F.S.), The educational program shall provide instruction based on each student's individualized transition plan, assessed educational needs and the education programs available in the school district in which the student will return.



6 

---

---

---

---

---


---

---

---

**Suggestions for ESE Secondary Transition Collaboration**

Program District	Sending and or/Post-Release District
<ul style="list-style-type: none"> <li>* If student does not attend the IEP Team meeting, take other steps to ensure the student's preferences and interests are considered</li> <li>* Invite a representative or any participating agency that is likely to be responsible for providing or paying for transition services</li> <li>* <b>Invite post-release school district to attend Transition IEP meeting</b></li> </ul>	<ul style="list-style-type: none"> <li>* Attend Transition IEP meetings for students in DJJ programs via conference call</li> <li>* Upon entry or during the IEP meeting, provide the IEP Team with school placement options, transition programs and CTE programs available in the post-release district</li> </ul>

7 

---

---

---

---

---

---

---


---

---

---

**Suggestions for ESE Secondary Transition Collaboration**

Program District	Sending and or/Post-Release District
<ul style="list-style-type: none"> <li>* Obtain eligibility for VR Services while in residential program</li> <li>* Establish SEDNET services</li> <li>* Recommend candidates for Project SEARCH to the post-release school district</li> </ul>	<ul style="list-style-type: none"> <li>* Follow up on VR Referral/Eligibility while student was in residential program</li> <li>* Follow through with SEDNET referral</li> <li>* Consider DJJ candidates for Project SEARCH programs</li> </ul>

8 

---

---

---

---

---

---

---


---


---

---

**The Federal Uniform Graduation Rate**

Credits all students enrolled in DJJ facilities back to their home schools.



9 

---

---

---

---

---

---

---

---

---

---

Overview of Vocational Rehabilitation (VR) Initiatives in DJJ Programs

10



---

---

---

---

---

---


---

---

VR Initiatives in DJJ Programs

1. Uniform VR Referral and Application Process for Youth in Residential (commitment) Programs
2. STAR Program Implementation

11



---

---

---

---

---


---

---

---

VR Referral and Application Process for Youth in Residential Programs

12



---

---

---

---

---


---

---

---

**VR Referral and Application Process Initiative in DJJ Residential Programs**

- \* Formal VR Referral and Application Process for Youth in DJJ Residential (commitment) Programs began June 1, 2016.
- \* The formal process was disseminated to all DJJ residential education staff, DJJ probation staff, Project Connect and Project Bridge transition specialists and VR counselors.

13 

---

---

---

---

---

---

---


---

**Why was the VR Referral and Application Process for Youth in DJJ Residential Programs developed?**

It was developed:

- \* In response to the Employment First and the Workforce Innovations and Opportunity Act (WIOA)
- \* As a joint goal of the Florida Department of Education, Bureau of Exceptional Education and Student Services, Department of Juvenile Justice, Project 10, and Division of Vocational Rehabilitation to...

**IMPROVE POST-SCHOOL OUTCOMES!**

14 

---

---

---

---

---

---


---

---

**Anticipated Benefits Include:**

- \* **Reduction in recidivism**  
(\*Rate of recidivism for residential during SY 14-15 = 44.9%)
- \* **Increased employment rates**  
(\*Rate of employment for residential during SY 14-15 = 31.2%)
- \* **Increased post-secondary institution enrollment**  
(\*Rate of post-secondary institution enrollment for residential during SY 14-15 = 23.0%)

\*Percentages based on ALL students in residential, not just students with disabilities.  
FLDOE, "Developing Effective Education in the Department of Juvenile Justice Annual Report, 2014-2015."

15 

---

---

---

---

---

---

---

---

### GOAL of VR Referral and Application Process for Youth in DJJ Residential Programs

To DETERMINE ELIGIBILITY while the youth is IN a residential program and TRANSFER the case to the post-release district.

- \* DJJ residential program will notify the post-release school district transition liaison of eligibility for VR Services. Eligibility letter will be included in student's exit portfolio.
- \* The post-release district's VR counselor will develop the Individual Plan for Employment (IPE) upon release.

16




---

---

---

---

---

---

---

---

---

---

### DJJ Residential Programs are prioritizing VR Referrals and Applications by the following:

1. Students who have earned a standard high school diploma or state of Florida high school diploma (high school equivalency diploma) or who plan to take the high school equivalency exam.
2. Students who are 17 and 18 years of age who are in middle school or high school with very few credits, with low academic achievement levels and needing intensive instruction in preparation for the high school equivalency exam.
3. Students who are ages 15 and 16.

17




---

---

---

---

---

---

---

---

---

---

### How a Post-Release School District Can Follow Up with the VR Referrals for DJJ Students in Residential Programs

1. If the student is returning to school upon release from the DJJ residential program, the ESE staffing specialist or designee at the school should request confirmation of a VR referral from the school district transition contact. Contact information for school district transition contacts can be found at the following link: <http://www.fl DOE.org/core/fileparse.php/7567/url1/DJJ-Trans-Represent.pdf>
  - \* 3 forms that a school district transition contact should obtain from the DJJ residential program upon the student's release to confirm a VR referral:
    1. VR Eligibility or Recommendation Form (DJJ education form) in student's exit portfolio
    2. Official VR Services Eligibility Letter in student's exit portfolio
    3. VR Referral indicated on student's Electronic Educational Exit Plan (EEEP)

18




---

---

---

---

---

---

---


---

---

---

**How a Post-Release School District Can Follow Up with the VR Referrals for DJJ Students in Residential Programs**

2. Contact the student's assigned VR Counselor from the county of the DJJ program if the VR Eligibility or Recommendation Form and the EEEP indicates that the VR application was submitted, but eligibility was not yet determined. The assigned VR Counselor's contact information should be available on the VR Eligibility or Recommendation Form and the EEEP.

19 

---

---

---

---

---

---

---

---

---

---

**STAR Program Initiative in DJJ Programs**

20 

---

---

---

---

---

---

---

---

---

---

**STAR Program in DJJ Programs**



- \* In response to Workforce Innovation and Opportunity Act (WIOA)
- \* Pre-Employment Transition Services offered to students with disabilities without requiring that they apply for, or be determined eligible for, these services
- \* Participants must have a 504 Plan or IEP as documentation of their disability
- \* Specific Pre-Employment Transition Services include: Career Exploration Counseling, Work Readiness Training, Community-Based Work Experiences and **Self-Advocacy**
- \* Will not replace the current VR Referral and Application Process for Residential Programs

21 

---

---

---

---

---

---

---

---


---

---

### Action Steps for STAR Program Initiative in DJJ Programs

1. VR Area Transition Youth Liaisons will establish a list of providers for the DJJ programs (prevention, day treatment and residential).
2. Once a list of providers is established, the DJJ education staff and school district Point of Contact for STAR will be trained on the referral process for the targeted DJJ programs.

22



---

---

---

---

---

---


---

---

### School District Point of Contacts for STAR Program Referrals

- \* School District ESE Directors were identified and trained as the Point of Contact for STAR Referrals
- \* Questions regarding STAR referrals should first be directed to ESE Directors, then to Sheila Ward (VR Transition Administrator) at [sheila.ward@vr.fl DOE.org](mailto:sheila.ward@vr.fl DOE.org)

23



---

---

---


---

---

---


---

---



### Questions and Thank You!

24



---

---

---

---

---

---

---

---



**Presenter**  
Contact Information

<b>Carla Greene</b>
Project 10: Transition Education Network
DJJ Liaison
Email: carlagreene@usfsp.edu
Office: 850-528-6720

**project10** transition  
education  
network

25

---

---

---

---

---

---

---

---